



Plastic Battery Containers

Manufacturing Business.

Battery Storage Containers

Production

Introduction

Automobile battery containers are used to carry the Batteries. A battery container made of molded plastic and preferably formed in a single unitary structure. Battery containers made of molded plastic generally have internal partitions formed as integral parts of the bottom and side walls of the container and extending all the way to the top edge of the container to prevent the leakage of liquid between adjacent cells.



These containers are usually formed as unitary structures in a single molding operation, with a plurality of mold cores defining the internal cavities which form the partitions. The mold is usually gated at the center of the lower end of each partition-forming cavity and the parallel end walls of the container.



Market Outlook

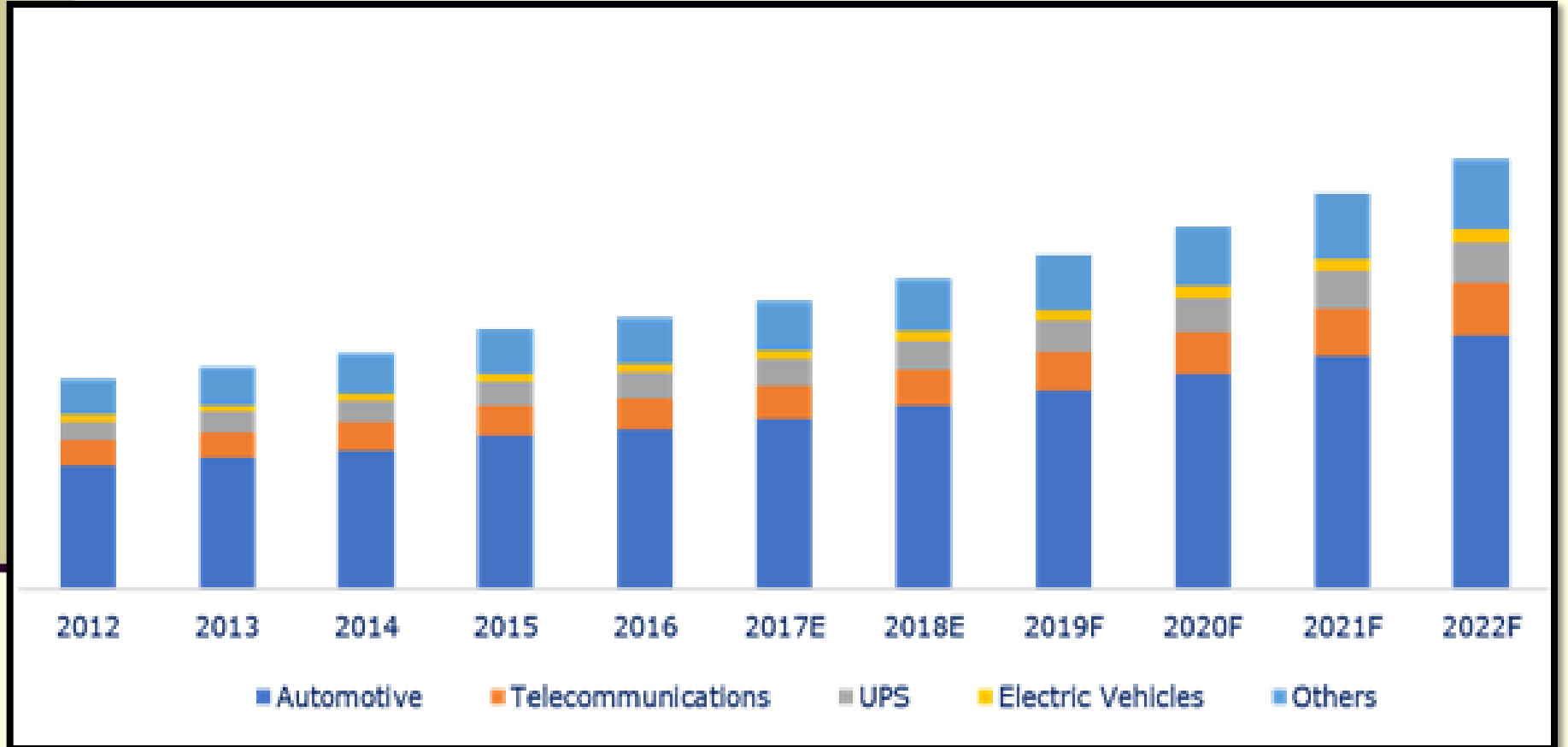
Automotive battery is a battery that can be rechargeable and supply electric energy to automotive systems and automobiles. It is mainly known as 'rechargeable battery'. The purpose of automotive batteries is to start the system and supply power to the vehicles when electrical requirements exceed the supply from the charging. It is a voltage stabilizer for voltage spikes in electrical vehicle systems and supplies power for the lighting systems and electrical accessories when the engine is not operating.

India automotive lead acid battery market is leading by two wheeler battery market, followed by four-wheelers and commercial battery market. The domestic sales of two wheelers in the country stood at more than 20 million units, which are expected to grow at a rapid pace over the next 5 years.

India has witnessed a tremendous growth in per capita income thereby resulting in more disposable income in the hands of its citizens. As a result, there has been a sharp increase in the sales of automobiles, particularly of the two wheelers. India has the most number of young people in the world. This is expected to spur the growth of two wheeler lead acid batteries in the forecast period.

Battery market in India is mainly driven by growth in power sector, surging transportation needs, increasing battery integration in consumer electronics and rising fuel saving initiatives. In India, several government measures such as promotion of solar power and clean fuel based automobile technologies are anticipated to propel demand for batteries in the country over the course of next five years. This is projected to buoy growth in the country's battery industry in the coming years, as batteries form an integral part of operational telecom towers and associated infrastructure.

India Lead Acid Battery Market Size, By Application, By Value, 2012-2022F



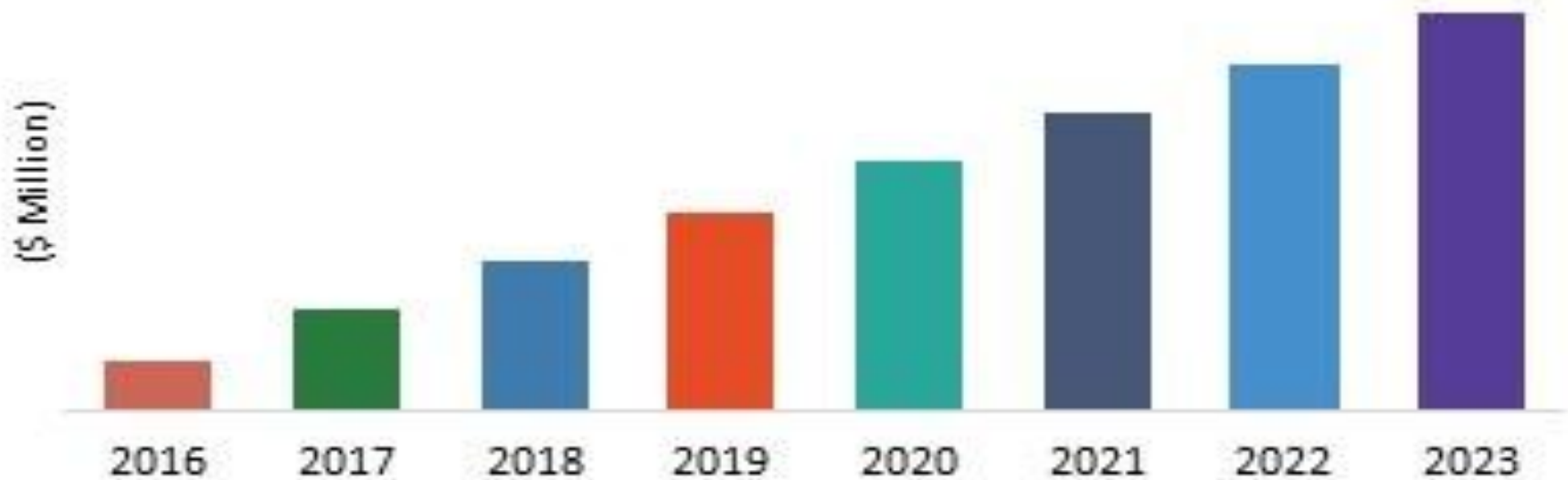
Global Automotive Batteries Market

Global demand for automotive batteries is forecast to rise 13% per year to \$54.1 billion in 2022, expanding to 38% of total sales. Rising manufacturing and use of motor vehicles worldwide will spur sales growth. The HEV segment will more than quadruple in size as these vehicles increasingly penetrate global markets. Electric vehicles, which use more expensive batteries than hybrids, will post particularly strong growth, boosting overall market value. While falling prices for lithium-ion batteries (on a kWh basis) will be a major contributor to growth for HEVs, a shift toward batteries with higher capacities will boost prices on a unit basis and contribute to the expanding market size.

On the basis of application automotive battery market can be broadly categories as: two/three wheeler's battery, car and light van's battery, heavy motor vehicle (HMV's) batteries and electric or hybrid vehicle's battery. The automotive batteries' capacity is defined by size, numbers of plate and strength and volume of electrolyte. Some of the most commonly used battery current rating standards are cold cranking amperes (CCA), reserve capacity (RC), Amp-Hour (AH) and power (Watts).

The major application of automotive battery includes automobiles such as cars, two wheelers, and commercial vehicles. There are various types' automotive batteries like lead acid, lithium Ion, nickel cadmium, and others. Basically lead based batteries are used in conventional internal combustion vehicles, start-stop and basic micro hybrid vehicles for the purpose of start, lighting and ignition. Lithium Ion batteries are used in plug in hybrid vehicles and Battery Electric Vehicles (BEV).

Automotive Battery Market Value, 2016-2023 (\$ Million)



This growth in the battery market is primarily attributed to the increasingly growing demand for automobiles and stringent emission standards set by numerous government agencies. The growth is further set to be assisted by increasing environmental concerns on emissions from traditional automotive batteries and offering different advantages with the advanced technologies are used in present batteries.

Factors such as increasing demand for transportation, rapid expansion in the automotive industry, large-scale availability of batteries in various sizes and specifications, stringent government initiatives for electric vehicles and growing consumer preference for pollution-free electric and hybrid vehicles are fuelling the market growth. However, fluctuating raw materials prices of nickel and lead are one of the major factors hampering the market growth.

In the last few years, there has been a tremendous growth in the automotive sector. The growing focus of automobile manufacturers for innovations and technological advancements are predicted to enhance the growth of the global automotive battery market in the coming years. In addition to this, the increasing efforts being taken by governments, across the globe, to reduce the carbon emission and further develop eco-friendly products to accelerate the growth of the global automotive battery market in the next few years.



Global Automotive Battery Market

CAGR 5.7%

2017 – 2022

XXX

XXX

2017

2022


The global market for automotive battery is highly competitive at present and is expected to witness a significant rise in the competitive environment of the market in the coming years. The key players are making ardent efforts to enhance their product portfolio, thus supporting the overall market growth in the near future.



Machinery Photographs



Injection Molding Machine



Moulds

Injection Molding Machine



Project at a Glance

PROJECT AT A GLANCE

(` in lacs)

COST OF PROJECT				MEANS OF FINANCE			
Particulars	Existing	Proposed	Total	Particulars	Existing	Proposed	Total
Land & Site Development Exp.	0.00	0.00	0.00	Capital	0.00	29.81	29.81
Buildings	0.00	0.00	0.00	Share Premium	0.00	0.00	0.00
Plant & Machineries	0.00	84.00	84.00	Other Type Share Capital	0.00	0.00	0.00
Motor Vehicles	0.00	5.00	5.00	Reserves & Surplus	0.00	0.00	0.00
Office Automation Equipments	0.00	9.45	9.45	Cash Subsidy	0.00	0.00	0.00
Technical Knowhow Fees & Exp.	0.00	1.00	1.00	Internal Cash Accruals	0.00	0.00	0.00
Franchise & Other Deposits	0.00	0.00	0.00	Long/Medium Term Borrowings	0.00	89.42	89.42
Preliminary & Pre-operative Exp	0.00	1.00	1.00	Debentures / Bonds Unsecured	0.00	0.00	0.00
Provision for Contingencies	0.00	6.00	6.00	Loans/Deposits	0.00	0.00	0.00
Margin Money - Working Capital	0.00	12.77	12.77				
TOTAL	0.00	119.22	119.22	TOTAL	0.00	119.22	119.22

Project at a Glance

Year	Annualised		Book Value	Debt	Divide nd	Retained Earnings		Payo ut	Probab le Market Price	P/E Ratio	Yield Price/ Book Value
	EPS	CEPS	Per Share		Per Share	Per Share		%		No.of Times	%
1-2	4.17	9.39	14.17	24.00	0.00	100.00	4.17	0.00	4.17	1.00	0.00
2-3	7.81	12.26	21.98	18.00	0.00	100.00	7.81	0.00	7.81	1.00	0.00
3-4	11.32	15.12	33.31	12.00	0.00	100.00	11.32	0.00	11.32	1.00	0.00
4-5	14.63	17.86	47.93	6.00	0.00	100.00	14.63	0.00	14.63	1.00	0.00
5-6	17.67	20.44	65.60	0.00	0.00	100.00	17.67	0.00	17.67	1.00	0.00

Project at a Glance

Year	D. S. C. R.			Debt / Equity - Deposits Debt	Equity as-Equity	Total Net Worth	Return on Net Worth	Profitability Ratio					Assets Turnover Ratio	Current Ratio
	Individual	Cumulative	Overall					GPM	PBT	PAT	Net Contribution	P/V Ratio		
	(Number of times)			(Number of times)		%	%	%	%	%		%		
Initial				3.00	3.00									
1-2	1.36	1.36		1.69	1.69	2.69	12.84%	4.01%	3.53%	174.71	49.52%	2.28	1.08	
2-3	1.73	1.54		0.82	0.82	1.56	15.79%	8.14%	5.66%	199.24	48.41%	2.47	1.36	
3-4	2.16	1.73	2.14	0.36	0.36	0.91	17.73%	10.97%	7.17%	227.60	48.38%	2.49	1.70	
4-5	2.65	1.93		0.13	0.13	0.55	19.00%	12.88%	8.24%	255.95	48.37%	2.39	2.09	
5-6	3.24	2.14		0.00	0.00	0.35	19.78%	14.15%	8.96%	284.31	48.35%	2.24	3.17	

Project at a Glance

BEP

BEP - Maximum Utilisation Year	5
Cash BEP (% of Installed Capacity)	67.56%
Total BEP (% of Installed Capacity)	70.46%
IRR, PAYBACK and FACR	
Internal Rate of Return .. (In %age)	29.73%
Payback Period of the Project is (In Years)	2 Years 3 Months
Fixed Assets Coverage Ratio (No. of times)	11.303

Major Queries/Questions Answered in the Report?

- 1. What is Plastic Battery Containers Manufacturing industry ?**
- 2. How has the Plastic Battery Containers Manufacturing industry performed so far and how will it perform in the coming years ?**
- 3. What is the Project Feasibility of Plastic Battery Containers Manufacturing Plant ?**
- 4. What are the requirements of Working Capital for setting up Plastic Battery Containers Manufacturing plant ?**

- 5. What is the structure of the Plastic Battery Containers Manufacturing Business and who are the key/major players ?**
- 6. What is the total project cost for setting up Plastic Battery Containers Manufacturing Business?**
- 7. What are the operating costs for setting up Plastic Battery Containers Manufacturing plant ?**
- 8. What are the machinery and equipment requirements for setting up Plastic Battery Containers Manufacturing plant ?**

9. Who are the Suppliers and Manufacturers of Plant & Machinery for setting up Plastic Battery Containers Manufacturing plant ?

10. What are the requirements of raw material for setting up Plastic Battery Containers Manufacturing plant ?

11. Who are the Suppliers and Manufacturers of Raw materials for setting up Plastic Battery Containers Manufacturing Business?

12. What is the Manufacturing Process of Plastic Battery Containers?



- 13. What is the total size of land required for setting up Plastic Battery Containers Manufacturing plant ?**
- 14. What will be the income and expenditures for Plastic Battery Containers Manufacturing Business?**
- 15. What are the Projected Balance Sheets of Plastic Battery Containers Manufacturing plant ?**
- 16. What are the requirement of utilities and overheads for setting up Plastic Battery Containers Manufacturing plant?**
- 17. What is the Built up Area Requirement and cost for setting up Plastic Battery Containers Manufacturing Business?**

18. What are the Personnel (Manpower) Requirements for setting up Plastic Battery Containers Manufacturing Business?

19. What are Statistics of Import & Export for Plastic Battery Containers?

20. What is the time required to break-even of Plastic Battery Containers Manufacturing Business?

21. What is the Break-Even Analysis of Plastic Battery Containers Manufacturing plant?

22. What are the Project financials of Plastic Battery Containers Manufacturing Business?

- 23. What are the Profitability Ratios of Plastic Battery Containers Manufacturing Project?**
- 24. What is the Sensitivity Analysis-Price/Volume of Plastic Battery Containers Manufacturing plant?**
- 25. What are the Projected Pay-Back Period and IRR of Plastic Battery Containers Manufacturing plant?**
- 26. What is the Process Flow Sheet Diagram of Plastic Battery Containers Manufacturing project?**

- 27. What are the Market Opportunities for setting up Plastic Battery Containers Manufacturing plant?**
- 28. What is the Market Study and Assessment for setting up Plastic Battery Containers Manufacturing Business?**
- 29. What is the Plant Layout for setting up Plastic Battery Containers Manufacturing Business?**

Table of Contents of the Project Report



1. PROJECT LOCATION

- 1.1. DISTRICT PROFILE & GEOTECHNICAL SITE CHARACTERIZATION
 - 1.1.1. General
 - 1.1.2. Geography
 - 1.1.3. Demographics
 - 1.1.4. Map
 - 1.1.5. Climate
 - 1.1.6. Economy
 - 1.1.7. Industries
 - 1.1.8. Transport

2. INTRODUCTION

- 2.1. BATTERY CONTAINER

3. PRODUCT DETAILS

4. BATTERY CONTAINER SPECIFICATIONS

- 4.1. OUTDOOR LEAD ACID BATTERY CONTAINER
- 4.2. BATTERY GRADE POLYPROPYLENE

5. B.I.S. SPECIFICATIONS

- 5.1. IS: 1146 – 1981 SPECIFICATION FOR RUBBER & PLASTICS CONTAINERS FOR LEAD-ACID STORAGE BATTERIES
- 5.2. IS: 2798 – 1998 SPECIFICATION FOR PLASTIC CONTAINERS

6. MARKET SURVEY

- 6.1. THE INDIAN TELECOMMUNICATION SECTOR



- 6.2. INDIA'S SOLAR DEVELOPMENTS
- 6.3. INDIAN LEAD-ACID BATTERY MARKET 2018-2023
- 6.4. MAJOR COMPANIES
- 6.5. KEY TARGET AUDIENCE
- 6.6. MARKET OVERVIEW
- 6.7. APPLICATION OVERVIEW
- 6.8. REGIONAL OVERVIEW
- 6.9. DRIVERS AND TRENDS
- 6.10. REGULATIONS ON THE LEAD ACID BATTERY MARKET

7. EXPORT & IMPORT: ALL COUNTRIES

- 7.1. EXPORT: ALL COUNTRIES FOR OTHER ARTICLE OF PLASTIC
- 7.2. EXPORT: ALL COUNTRIES FOR SIMILAR ARTICLES OF PLASTIC
- 7.3. IMPORT: ALL COUNTRIES FOR OTHER ARTICLE OF PLASTIC
- 7.4. IMPORT: ALL COUNTRIES FOR SIMILAR ARTICLES OF PLASTIC

8. FINANCIALS & COMPARISON OF MAJOR INDIAN PLAYERS/COMPANIES

- 8.1. ABOUT FINANCIAL STATEMENTS OF CMIE DATABASE
- 8.2. PROFITS & APPROPRIATIONS
- 8.3. TOTAL LIABILITIES
- 8.4. TOTAL ASSETS
- 8.5. NET CASH FLOW FROM OPERATING ACTIVITIES
- 8.6. SECTION – I
 - 8.6.1. Name of Company with Contact Details
 - 8.6.2. Name of Director(S)
 - 8.6.3. Plant Capacity
 - 8.6.4. Location of Plant
 - 8.6.5. Name of Raw Material(S) Consumed With Quantity & Cost

- 8.7. SECTION – II
- 8.7.1. Assets
- 8.7.2. Cash Flow
- 8.7.3. Cost as % Ge of Sales
- 8.7.4. Growth in Assets & Liabilities
- 8.7.5. Growth in Income & Expenditure
- 8.7.6. Income & Expenditure
- 8.7.7. Liabilities
- 8.7.8. Liquidity Ratios
- 8.7.9. Profitability Ratio
- 8.7.10. Profits
- 8.7.11. Return Ratios
- 8.7.12. Structure of Assets & Liabilities (%)
- 8.7.13. Working Capital & Turnover Ratios

9. COMPANY PROFILE OF MAJOR PLAYERS

10. EXPORT & IMPORT STATISTICS DATA OF INDIA

- 10.1. EXPORT STATISTICS DATA FOR BATTERY CONTAINER
- 10.2. IMPORT STATISTICS DATA FOR BATTERY CONTAINER

11. PRESENT MANUFACTURERS

12. INJECTION MOLDED PLASTIC

- 12.1. SHRINK WRAP OR VACUUM FORMED PLASTIC
- 12.2. FEATURES

13. RAW MATERIALS DETAILS

14. MANUFACTURING PROCESS

- 14.1. INJECTION MOLDING
- 14.2. PROCESS CHARACTERISTICS

15. PROCESS FLOW DIAGRAM

16. EQUIPMENT DETAILS

- 16.1. INJECTION MOULDING MACHINES
- 16.2. MOULD

17. SUPPLIERS OF PLANT & MACHINERY

18. SUPPLIERS OF RAW MATERIAL

19. PHOTOGRAPHS/IMAGES FOR REFERENCE

- 19.1. PRODUCT PHOTOGRAPHS
- 19.2. MACHINERY PHOTOGRAPHS
- 19.3. RAW MATERIAL PHOTOGRAPHS

20. QUOTATION OF PLANT, MACHINERY AND EQUIPMENTS FROM SUPPLIER

Project Financials

Project at a Glance	Annexure
• Assumptions for Profitability workings	1
• Plant Economics.....	2
• Production Schedule.....	3
• Land & Building.....	4
Factory Land & Building	
Site Development Expenses	

- **Plant & Machinery.....5**
 - Indigenous Machineries**
 - Other Machineries (Miscellaneous, Laboratory etc.)**

- **Other Fixed Assets.....6**
 - Furniture & Fixtures**
 - Pre-operative and Preliminary Expenses**
 - Technical Knowhow**
 - Provision of Contingencies**

- **Working Capital Requirement Per Month.....7**
 - Raw Material**
 - Packing Material**
 - Lab & ETP Chemical Cost**
 - Consumable Store**

- **Overheads Required Per Month and Per Annum.....8**
Utilities & Overheads (Power, Water and Fuel Expenses etc.)
Royalty and Other Charges
Selling and Distribution Expenses

- **Salary and Wages9**

- **Turnover Per Annum10**

- **Share Capital.....11**
Equity Capital
Preference Share Capital



- **Annexure 1 :: Cost of Project and Means of Finance**
- **Annexure 2 :: Profitability and Net Cash Accruals**
 - **Revenue/Income/Realisation**
 - **Expenses/Cost of Products/Services/Items**
 - **Gross Profit**
 - **Financial Charges**
 - **Total Cost of Sales**
 - **Net Profit After Taxes**
 - **Net Cash Accruals**

• **Annexure 3 :: Assessment of Working Capital requirements**

- **Current Assets**
- **Gross Working Capital**
- **Current Liabilities**
- **Net Working Capital**
- **Working Note for Calculation of Work-in-process**

• **Annexure 4 :: Sources and Disposition of Funds**

- **Annexure 5 :: Projected Balance Sheets**

- **ROI (Average of Fixed Assets)**
- **RONW (Average of Share Capital)**
- **ROI (Average of Total Assets)**

- **Annexure 6 :: Profitability Ratios**

- **D.S.C.R**
- **Earnings Per Share (EPS)**
- **Debt Equity Ratio**

• **Annexure 7 :: Break-Even Analysis**

- **Variable Cost & Expenses**
- **Semi-Variable/Semi-Fixed Expenses**
- **Profit Volume Ratio (PVR)**
- **Fixed Expenses / Cost**
- **B.E.P**

- **Annexure 8 to 11 :: Sensitivity Analysis-Price/Volume**

- **Resultant N.P.B.T**
- **Resultant D.S.C.R**
- **Resultant PV Ratio**
- **Resultant DER**
- **Resultant ROI**
- **Resultant BEP**

- **Annexure 12 :: Shareholding Pattern and Stake Status**

- **Equity Capital**

- **Preference Share Capital**

- **Annexure 13 :: Quantitative Details-Output/Sales/Stocks**

- **Determined Capacity P.A of Products/Services**

- **Achievable Efficiency/Yield % of Products/Services/Items**

- **Net Usable Load/Capacity of Products/Services/Items**

- **Expected Sales/ Revenue/ Income of Products/ Services/ Items**

- **Annexure 14** :: **Product wise Domestic Sales Realisation**
- **Annexure 15** :: **Total Raw Material Cost**
- **Annexure 16** :: **Raw Material Cost per unit**
- **Annexure 17** :: **Total Lab & ETP Chemical Cost**
- **Annexure 18** :: **Consumables, Store etc.**
- **Annexure 19** :: **Packing Material Cost**
- **Annexure 20** :: **Packing Material Cost Per Unit**

- **Annexure 21** :: **Employees Expenses**
- **Annexure 22** :: **Fuel Expenses**
- **Annexure 23** :: **Power/Electricity Expenses**
- **Annexure 24** :: **Royalty & Other Charges**
- **Annexure 25** :: **Repairs & Maintenance Expenses**
- **Annexure 26** :: **Other Manufacturing Expenses**
- **Annexure 27** :: **Administration Expenses**
- **Annexure 28** :: **Selling Expenses**

- **Annexure 29 :: Depreciation Charges – as per Books (Total)**
- **Annexure 30 :: Depreciation Charges – as per Books (P & M)**
- **Annexure 31 :: Depreciation Charges - as per IT Act WDV (Total)**
- **Annexure 32 :: Depreciation Charges - as per IT Act WDV (P & M)**
- **Annexure 33 :: Interest and Repayment - Term Loans**
- **Annexure 34 :: Tax on Profits**
- **Annexure 35 :: Projected Pay-Back Period and IRR**

Reasons for Buying our Report:

- **This report helps you to identify a profitable project for investing or diversifying into by throwing light to crucial areas like industry size, market potential of the product and reasons for investing in the product**
- **This report provides vital information on the product like it's characteristics and segmentation**
- **This report helps you market and place the product correctly by identifying the target customer group of the product**

- **This report helps you understand the viability of the project by disclosing details like machinery required, project costs and snapshot of other project financials**
- **The report provides a glimpse of government regulations applicable on the industry**
- **The report provides forecasts of key parameters which helps to anticipate the industry performance and make sound business decisions**

Our Approach:

- **Our research reports broadly cover Indian markets, present analysis, outlook and forecast for a period of five years.**
- **The market forecasts are developed on the basis of secondary research and are cross-validated through interactions with the industry players**
- **We use reliable sources of information and databases. And information from such sources is processed by us and included in the report**

Scope of the Report

The report titled “Market Survey cum Detailed Techno Economic Feasibility Report on Plastic Battery Containers.” provides an insight into Plastic Battery Containers market in India with focus on uses and applications, Manufacturing Process, Process Flow Sheets, Plant Layout and Project Financials of Plastic Battery Containers project. The report assesses the market sizing and growth of the Indian Plastic Battery Containers Industry. While expanding a current business or while venturing into new business, entrepreneurs are often faced with the dilemma of zeroing in on a suitable product/line. And before diversifying/venturing into any product, they wish to study the following aspects of the identified product:

- **Good Present/Future Demand**
- **Export-Import Market Potential**
- **Raw Material & Manpower Availability**
- **Project Costs and Payback Period**

We at NPCS, through our reliable expertise in the project consultancy and market research field, have demystified the situation by putting forward the emerging business opportunity in the Plastic Battery Containers sector in India along with its business prospects. Through this report we have identified Plastic Battery Containers project as a lucrative investment avenue.

Tags

Plastic Battery Containers, Battery Containers, Plastic Moulded Battery Containers Manufacture, Plastic Battery Container Moulding, Plastic Battery Container Manufacture, Battery Container Production, Molded Plastic Battery Container, Manufacture of Battery Containers, Production of Plastic Battery Containers, Battery Storage Containers, Project Report on PVC Battery Container Manufacturing, Project Report on Plastic Battery Containers Manufacturing Industry, Detailed Project Report on Battery Container Production, Project Report on Battery Container Production, Pre-Investment Feasibility Study on Plastic Battery Containers Manufacturing, Techno-Economic feasibility study on Plastic Battery Containers Manufacturing, Feasibility report on Plastic Battery Containers Manufacturing, Free Project Profile on Plastic Battery Containers Manufacturing, Project profile on Battery Container Production, Download free project profile on Battery Container Production, Plastic Container Manufacture, Battery Container Manufacturing Business

**Niir Project Consultancy Services (NPCS)
can provide Detailed Project Report on
Plastic Battery Containers
Manufacturing Business.
Battery Storage Containers
Production**

See more

<https://goo.gl/Ut5BYw>

<https://goo.gl/c8zjrJ>

<https://goo.gl/Uf8dwx>



Visit us at

www.entrepreneurindia.co



www.entrepreneurindia.co

**Take a look at
Niir Project Consultancy Services
on #Street View**

<https://goo.gl/VstWkd>

*Locate us on
Google Maps*

<https://goo.gl/maps/BKkUtq9gevT2>

OUR CLIENTS

Our inexhaustible Client list includes public-sector companies, Corporate Houses, Government undertaking, individual entrepreneurs, NRI, Foreign investors, non-profit organizations and educational institutions from all parts of the World. The list is just a glimpse of our esteemed & satisfied Clients.

Click here to take a look
<https://goo.gl/G3ICjV>

Free Instant Online Project

Identification and Selection Service

Our Team has simplified the process for you by providing a "Free Instant Online Project Identification & Selection" search facility to identify projects based on multiple search parameters related to project costs namely: Plant & Machinery Cost, Total Capital Investment, Cost of the project, Rate of Return% (ROR) and Break Even Point % (BEP). You can sort the projects on the basis of mentioned pointers and identify a suitable project matching your investment requisites.....[Read more](#)



Download Complete List of Project

Reports:

▪ Detailed Project Reports

NPCS is manned by engineers, planners, specialists, financial experts, economic analysts and design specialists with extensive experience in the related industries.

Our Market Survey cum Detailed Techno Economic Feasibility Report provides an insight of market in India. The report assesses the market sizing and growth of the Industry. While expanding a current business or while venturing into new business, entrepreneurs are often faced with the dilemma of zeroing in on a suitable product/line.



And before diversifying/venturing into any product, they wish to study the following aspects of the identified product:

- **Good Present/Future Demand**
- **Export-Import Market Potential**
- **Raw Material & Manpower Availability**
- **Project Costs and Payback Period**

The detailed project report covers all aspect of business, from analyzing the market, confirming availability of various necessities such as Manufacturing Plant, Detailed Project Report, Profile, Business Plan, Industry Trends, Market Research, Survey, Manufacturing Process, Machinery, Raw Materials, Feasibility Study, Investment Opportunities, Cost and Revenue, Plant Economics, Production Schedule,



Working Capital Requirement, uses and applications, Plant Layout, Project Financials, Process Flow Sheet, Cost of Project, Projected Balance Sheets, Profitability Ratios, Break Even Analysis. The DPR (Detailed Project Report) is formulated by highly accomplished and experienced consultants and the market research and analysis are supported by a panel of experts and digitalized data bank.

We at NPCS, through our reliable expertise in the project consultancy and market research field, have demystified the situation by putting forward the emerging business opportunity in India along with its business prospects.....[Read more](#)



Contact us

NIIR PROJECT CONSULTANCY SERVICES

106-E, Kamla Nagar, Opp. Spark Mall,

New Delhi-110007, India.

Email: npcs.ei@gmail.com , info@entrepreneurindia.co

Tel: +91-11-23843955, 23845654, 23845886, 8800733955

Mobile: +91-9811043595

Fax: +91-11-23845886

Website : www.entrepreneurindia.co , www.niir.org

Take a look at NIIR PROJECT CONSULTANCY SERVICES on #StreetView

<https://goo.gl/VstWkd>



Niir PROJECT CONSULTANCY SERVICES

An ISO 9001:2015 Company



www.entrepreneurindia.co

Who are we?

- *One of the leading reliable names in industrial world for providing the most comprehensive technical consulting services*
- *We adopt a systematic approach to provide the strong fundamental support needed for the effective delivery of services to our Clients' in India & abroad*



We at NPCS want to grow with you by providing solutions scale to suit your new operations and help you reduce risk and give a high return on application investments. We have successfully achieved top-notch quality standards with a high level of customer appreciation resulting in long lasting relation and large amount of referral work through technological breakthrough and innovative concepts. A large number of our Indian, Overseas and NRI Clients have appreciated our expertise for excellence which speaks volumes about our commitment and dedication to every client's success.



We bring deep, functional expertise, but are known for our holistic perspective: we capture value across boundaries and between the silos of any organization. We have proven a multiplier effect from optimizing the sum of the parts, not just the individual pieces. We actively encourage a culture of innovation, which facilitates the development of new technologies and ensures a high quality product.



What do we offer?

- *Project Identification*
- *Detailed Project Reports/Pre-feasibility Reports*
- *Market Research Reports*
- *Business Plan*
- *Technology Books and Directory*
- *Industry Trend*
- *Databases on CD-ROM*
- *Laboratory Testing Services*
- *Turnkey Project Consultancy/Solutions*
- *Entrepreneur India (An Industrial Monthly Journal)*

How are we different ?

- *We have two decades long experience in project consultancy and market research field*
- *We empower our customers with the prerequisite know-how to take sound business decisions*
- *We help catalyze business growth by providing distinctive and profound market analysis*
- *We serve a wide array of customers , from individual entrepreneurs to Corporations and Foreign Investors*
- *We use authentic & reliable sources to ensure business precision*



Our Approach

Requirement collection

Thorough analysis of the project

Economic feasibility study of the Project

Market potential survey/research

Report Compilation

Contact us

NIIR PROJECT CONSULTANCY SERVICES

106-E, Kamla Nagar, Opp. Spark Mall,
New Delhi-110007, India.

Email: npcs.ei@gmail.com , info@entrepreneurindia.co

Tel: +91-11-23843955, 23845654, 23845886, 8800733955

Mobile: +91-9811043595

Fax: +91-11-23845886

Website : www.entrepreneurindia.co , www.niir.org

Take a look at NIIR PROJECT CONSULTANCY SERVICES on #StreetView

<https://goo.gl/VstWkd>



Follow us

➤ <https://www.linkedin.com/company/niir-project-consultancy-services>

➤ <https://www.facebook.com/NIIR.ORG>

➤ <https://www.youtube.com/user/NIIRproject>

➤ <https://plus.google.com/+EntrepreneurIndiaNewDelhi>

➤ https://twitter.com/npcs_in

➤ <https://www.pinterest.com/npcsindia/>





For more information, visit us at:

www.niir.org

www.entrepreneurindia.co